

Scaled data based on original data using  
LM-79-08 Approved Method: Electrical and Photometric Measurements of Solid-  
State Lighting Products

Test Report Prepared for  
Cooper Lighting Solutions  
(formerly Eaton)

Brand: McGRAW-EDISON

Report Number: P939503

Luminaire Tested: **GALN-SB2A-850-U-T1**

Issue Date: 1/21/2025

**Test Information**

Test Method: LM-79-08  
Report Number: P939503  
TEST IS SCALED FROM IESNA LM-79-08 TEST DATA (G2-2405-108-2)  
Test Lab: INNOVATION CENTER  
Issue Date: 1/21/2025  
Manufacturer: COOPER LIGHTING SOLUTIONS (FORMERLY EATON)  
Product Line: McGRAW-EDISON  
Catalog Number: GALN-SB2A-850-U-T1  
Description: GALLEON AREA AND ROADWAY HIGH DENSITY LED LUMINAIRE  
(2) 80 CRI, 5000K, 350mA LIGHTSQUARES WITH 26 LEDS EACH AND TYPE I OPTICS  
Light Source: -  
Ballast/Driver: -

**Summary**

Lumens per Lamp: N/A  
Luminaire Lumens: 8489 lumens  
Efficiency: N/A  
Efficacy: 148.1 lumens/watt  
Luminous Opening: Rectangular (W 0.5' x L: 1' x H: 0')  
IES Classification: Type I - Short  
BUG Rating: B3 - U0 - G3

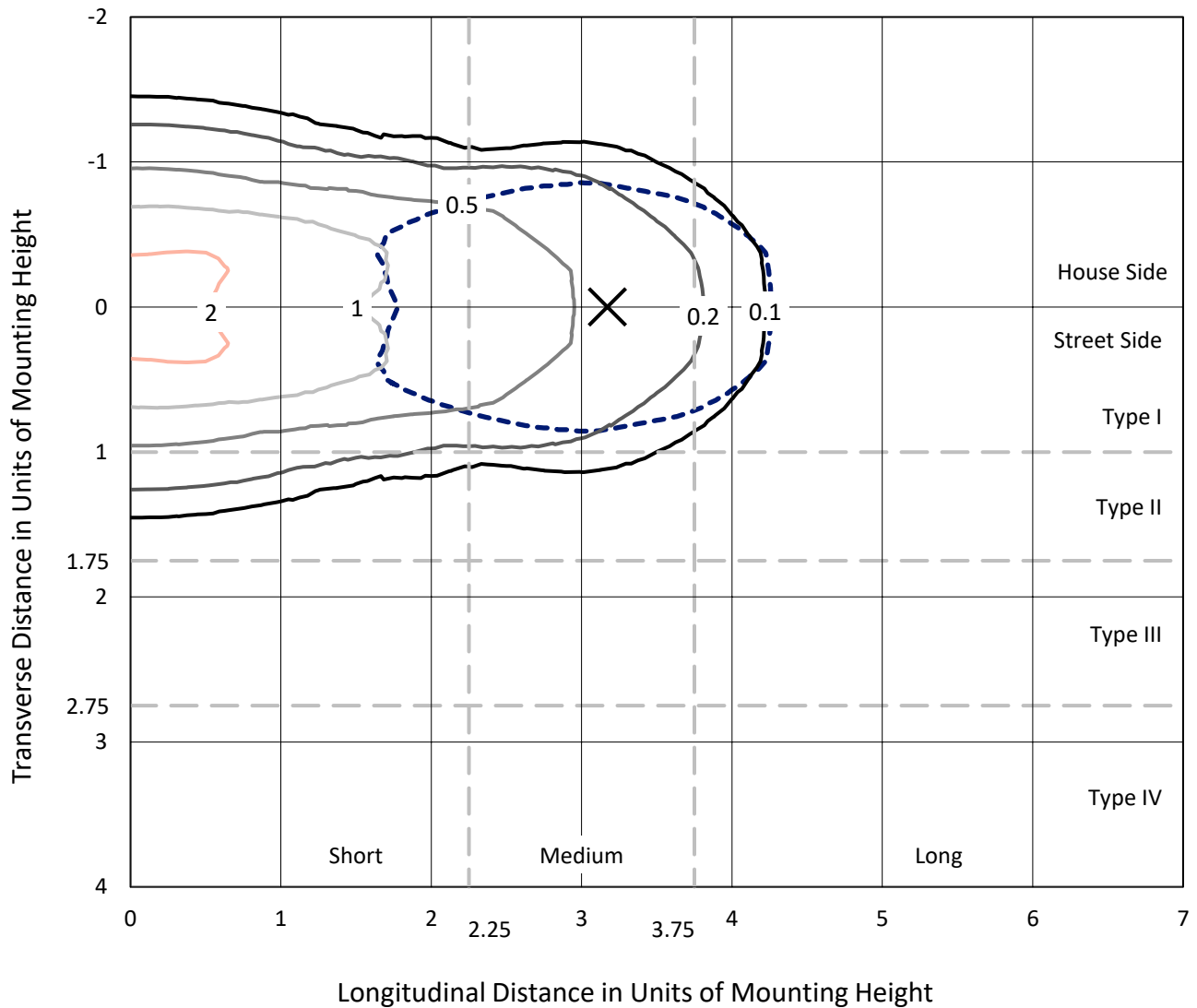
Input Watts (W): 57.3  
Input Voltage (V): NR  
Input Current (Ain): NR  
Voltage Rise (V): NR  
Power Factor: NR  
Total Harmonic Distortion (THDi): NR  
Frequency (hertz): 60  
Stabilization Time: NR  
Operation Time: NR  
Ambient Temperature (°C): NR  
Test Distance: 24 FT



REPORT NUMBER: P939503  
 CATALOG NUMBER: GALN-SB2A-850-U-T1

### Iso-Footcandle Lines of Horizontal Illumination

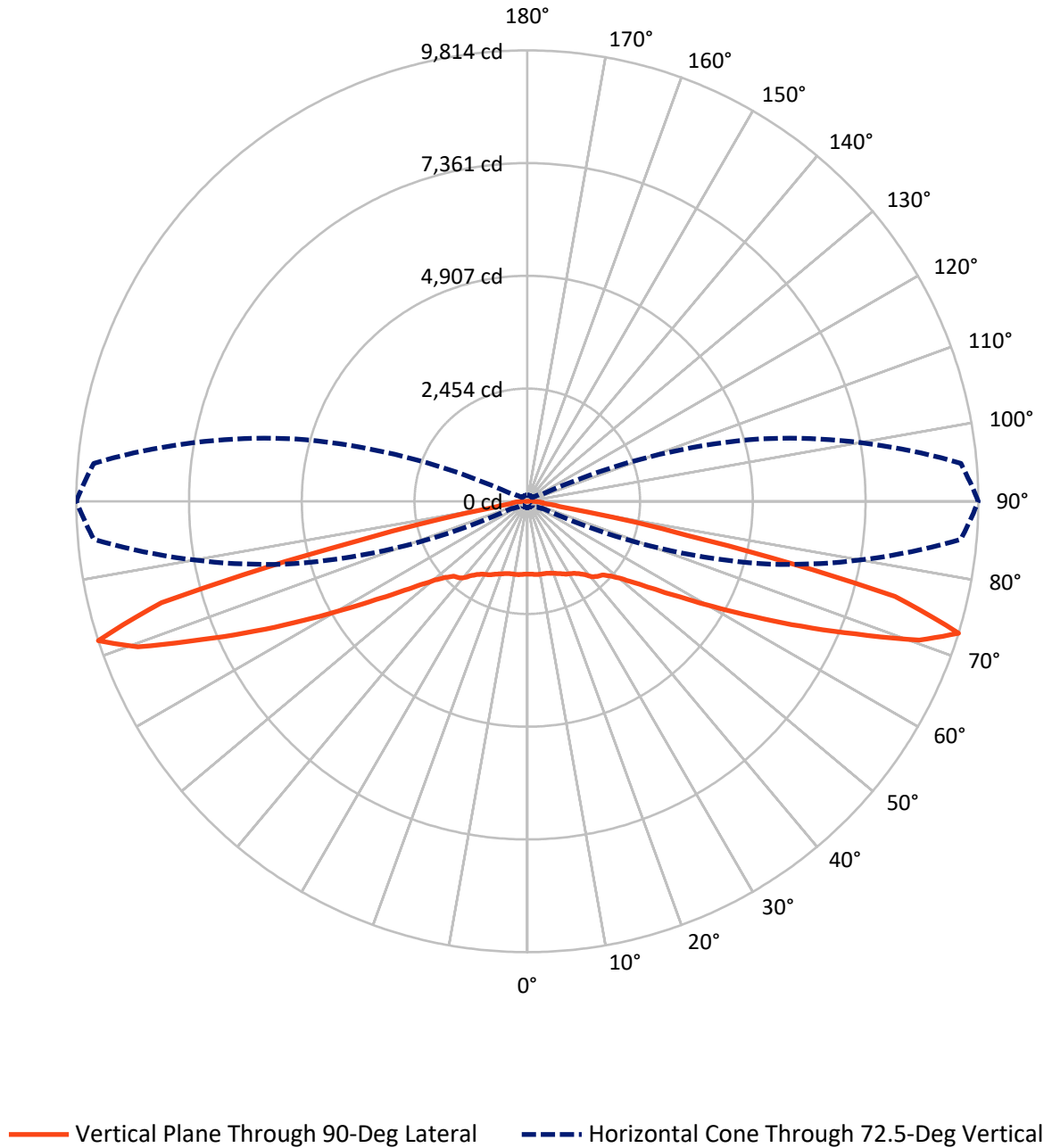
× Max cd  
 - - - 1/2 Max cd



Based on 25 foot mounting height. Maximum calculated value = 2.5 fc  
 Type I - Short - N/A

REPORT NUMBER: P939503  
CATALOG NUMBER: GALN-SB2A-850-U-T1

### Luminous Intensity Polar Plot



REPORT NUMBER: P939503  
 CATALOG NUMBER: GALN-SB2A-850-U-T1

**FLUX DISTRIBUTION:**

		Downward	Upward	Total
<b>House Side</b>	Lumens	4244.5	0.0	4244.5
	% Fixture	50.0	0.0	50.0
<b>Street Side</b>	Lumens	4244.5	0.0	4244.5
	% Fixture	50.0	0.0	50.0
<b>Total</b>	Lumens	8489.0	0.0	8489.0
	% Fixture	100.0	0.0	100.0

**ZONAL LUMENS:**

Zone	Lumens	% Fixture
0°-10°	153.8	1.8
10°-20°	470.3	5.5
20°-30°	784.1	9.2
30°-40°	1078.5	12.7
40°-50°	1317.1	15.5
50°-60°	1523.3	17.9
60°-70°	1816.3	21.4
70°-80°	1267.7	14.9
80°-90°	77.9	0.9
90°-100°	0.0	0.0
100°-110°	0.0	0.0
110°-120°	0.0	0.0
120°-130°	0.0	0.0
130°-140°	0.0	0.0
140°-150°	0.0	0.0
150°-160°	0.0	0.0
160°-170°	0.0	0.0
170°-180°	0.0	0.0
0°-90°	8489.0	100.0
0°-180°	8489.0	100.0

**Coefficient of Utilization**



REPORT NUMBER: P939503

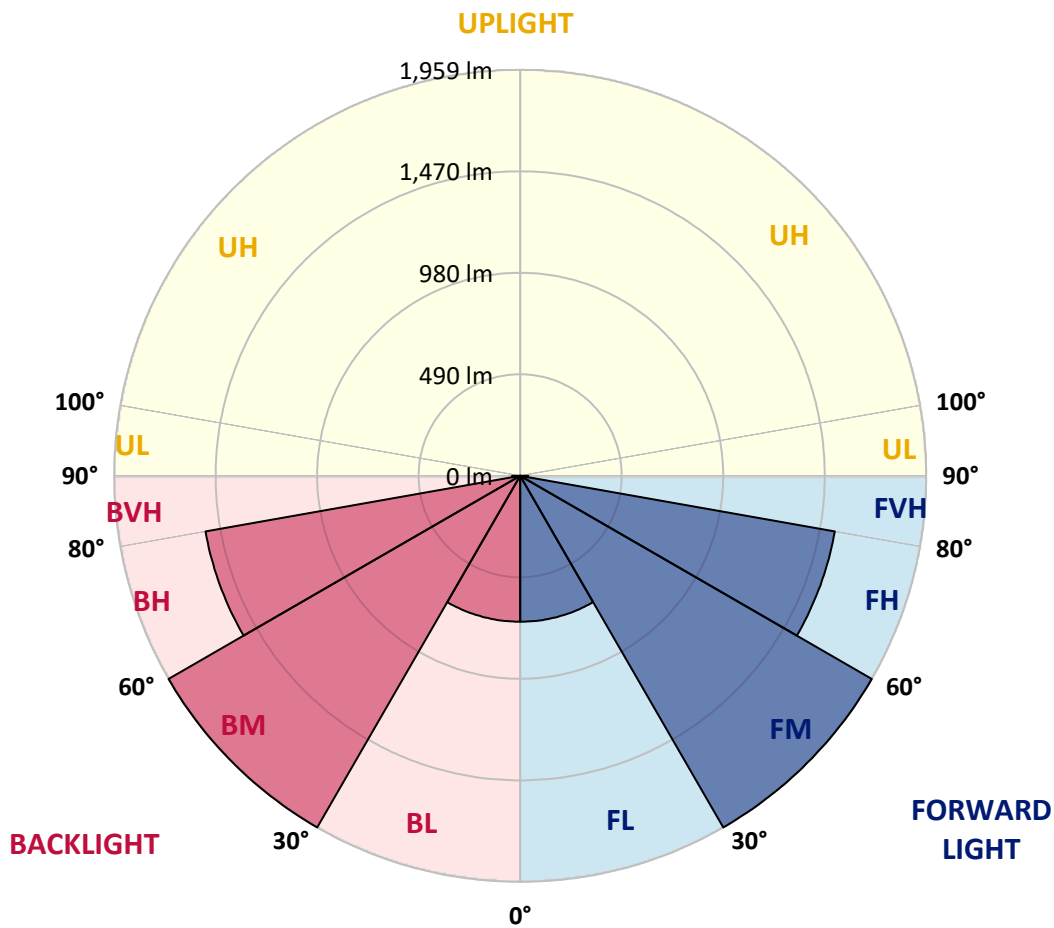
CATALOG NUMBER: GALN-SB2A-850-U-T1

**LUMINAIRE CLASSIFICATION SYSTEM LUMEN TABLE AND BUG RATING:**

Zone	Lumens	% Fixture	Zone Rating/Lumen Limit		
			B	U	G
FL (0°-30°)	704.1	8.3			
FM (30°-60°)	1959.4	23.1			
FH (60°-80°)	1542.0	18.2			G1/1800
FVH (80°-90°)	38.9	0.5			G1/100
BL (0°-30°)	704.1	8.3	B2/1000		
BM (30°-60°)	1959.4	23.1	B2/2500		
BH (60°-80°)	1542.0	18.2	B3/2500		G3/2500
BVH (80°-90°)	38.9	0.5			G1/100
UL (90°-100°)	0.0	0.0		U0/0	
UH (100°-180°)	0.0	0.0		U0/0	

**BUG Rating: B3-U0-G3**

Type I Short



REPORT NUMBER: P939503

CATALOG NUMBER: GALN-SB2A-850-U-T1

**CANDELA DISTRIBUTION (FULL):**

	0°	5°	15°	25°	35°	45°	55°	65°	75°	85°
0°	1586.3	1586.3	1586.3	1586.3	1586.3	1586.3	1586.3	1586.3	1586.3	1586.3
2.5°	1587.6	1589.4	1589.4	1588.1	1591.2	1588.5	1588.5	1587.2	1588.5	1587.2
5°	1595.7	1598.0	1598.9	1598.4	1602.5	1600.2	1600.2	1598.4	1598.9	1597.5
7.5°	1611.1	1614.2	1616.0	1618.3	1624.2	1621.4	1619.6	1614.2	1612.0	1608.4
10°	1616.0	1619.6	1625.5	1637.2	1650.8	1651.2	1645.8	1632.3	1621.9	1613.8
12.5°	1600.7	1605.7	1617.8	1641.8	1672.0	1684.2	1675.6	1653.0	1632.7	1618.3
15°	1581.3	1586.7	1605.2	1641.3	1686.0	1714.4	1713.5	1683.7	1651.2	1628.7
17.5°	1551.1	1556.5	1583.1	1633.6	1696.8	1743.7	1756.3	1725.7	1680.1	1649.9
20°	1496.5	1501.4	1538.4	1609.3	1700.4	1774.8	1807.8	1780.7	1723.9	1682.8
22.5°	1425.6	1433.3	1476.6	1567.3	1691.8	1807.3	1866.4	1847.9	1774.8	1718.0
25°	1349.9	1358.0	1408.5	1515.9	1669.7	1830.8	1935.9	1924.2	1832.6	1761.8
27.5°	1284.4	1293.0	1348.0	1464.9	1635.4	1839.8	2004.5	2010.3	1902.5	1810.0
30°	1233.0	1241.1	1299.8	1423.8	1591.2	1830.8	2064.5	2105.1	1973.8	1852.0
32.5°	1176.6	1187.0	1248.8	1373.8	1538.9	1809.1	2116.8	2207.5	2056.4	1897.1
35°	1105.3	1114.8	1179.8	1305.2	1470.3	1774.4	2160.6	2321.2	2174.6	1965.7
37.5°	1018.7	1027.7	1092.2	1219.5	1402.2	1725.7	2194.0	2449.3	2315.3	2064.5
40°	931.6	940.2	1000.7	1123.8	1320.5	1663.4	2205.7	2574.7	2476.8	2200.3
42.5°	851.8	859.4	914.9	1029.5	1228.9	1584.0	2190.4	2683.9	2621.7	2295.0
45°	778.2	785.0	834.2	941.1	1133.8	1487.5	2144.3	2801.2	2794.0	2362.7
47.5°	694.3	701.1	752.1	855.4	1038.6	1374.2	2066.3	2916.7	3033.6	2516.1
50°	591.9	597.8	650.1	756.6	939.8	1253.8	1958.0	3007.4	3335.8	2748.4
52.5°	470.6	476.9	527.9	634.3	822.5	1124.3	1815.4	3066.5	3685.0	3087.7
55°	350.1	354.6	398.8	494.5	677.2	976.7	1636.8	3083.2	4081.1	3551.5
57.5°	254.0	256.7	285.1	356.4	513.4	792.2	1419.8	3039.9	4552.6	4146.1
60°	205.7	206.6	215.2	246.8	356.9	583.8	1157.7	2891.0	5064.2	4912.6
62.5°	186.8	186.8	189.0	197.6	241.4	385.3	840.5	2582.4	5612.8	5881.3
65°	173.7	173.7	174.6	178.7	190.4	245.4	530.6	2079.8	6075.2	7015.9
67.5°	162.0	162.4	162.0	163.3	170.1	181.4	307.7	1436.5	6324.3	8191.6
70°	149.8	150.7	148.4	148.4	153.8	154.3	192.6	787.7	6117.7	9176.9
72.5°	135.3	136.7	133.1	132.2	136.2	134.4	144.8	378.1	5252.3	9471.1
75°	122.7	124.5	116.4	114.1	114.1	112.8	117.8	194.0	3408.9	7726.0
77.5°	111.4	115.0	102.0	94.7	92.9	88.9	96.1	118.7	1491.1	3627.3
80°	92.0	97.0	83.9	75.3	72.2	67.7	75.8	83.0	443.5	842.3
82.5°	68.6	70.8	59.6	53.7	51.0	47.8	56.8	57.7	144.4	298.2
85°	43.8	44.7	36.5	31.6	30.2	28.9	36.1	31.6	55.0	219.3
87.5°	15.3	17.6	14.0	12.6	13.5	11.3	16.7	9.5	15.3	154.7
90°	0.0	0.0	0.0	0.0	0.0	0.0	0.0	0.0	0.0	0.0

(END C

90°

1586.3  
1587.2  
1597.5  
1608.4  
1612.4  
1616.0  
1625.1  
1644.9  
1675.1  
1707.6  
1747.3  
1794.7  
1829.9  
1869.1  
1934.6  
2023.0  
2156.1  
2238.2  
2286.0  
2427.7  
2637.4  
2951.0  
3380.5  
3930.9  
4641.5  
5518.1  
6556.6  
7695.8  
9046.6  
9814.0  
8263.8  
3551.9  
806.7  
337.0  
318.5  
191.7  
0.0

OF REPORT)